

LOW VOLTAGE CURRENT TRANSFORMER

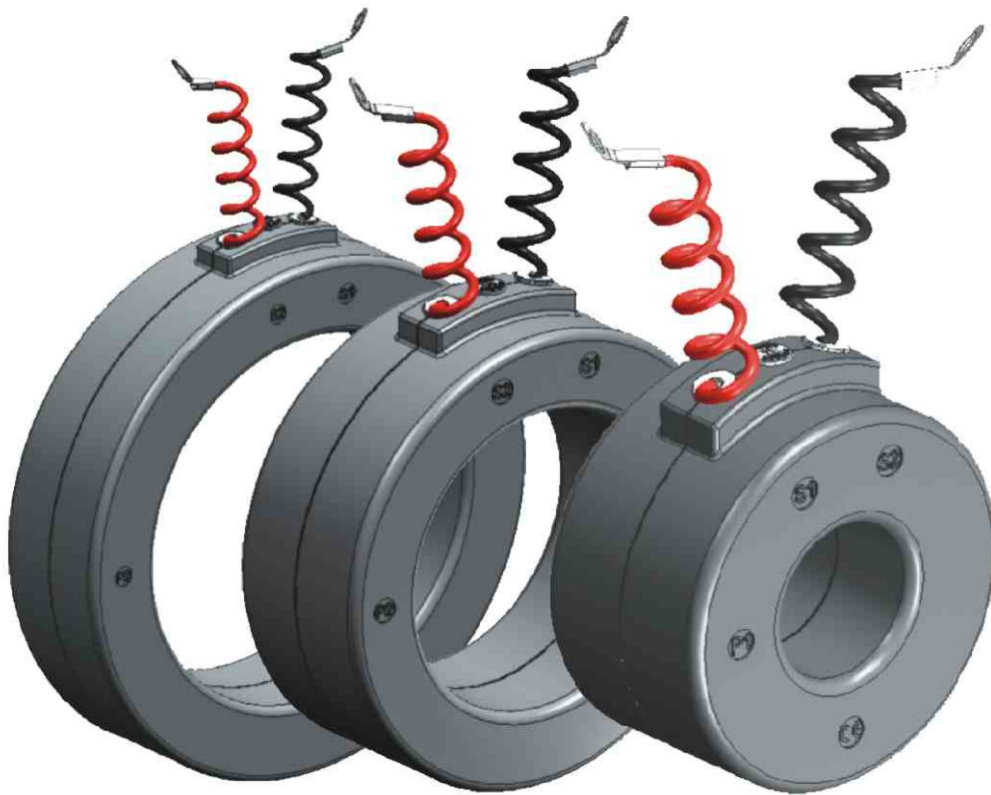
RISHABH TW-E SERIES



Data Sheet

ROUND CURRENT
TRANSFORMER

TW-E SERIES



LOW VOLTAGE CURRENT TRANSFORMER

Applicable standard: - IEC-61869-1&2 / IEC- 60044 -1, BS 3938, IS 2705 -1,2&3.

Case: - Unfilled polycarbonate, flame retardant grades classified UL 94V-0.

Connection: - 2.5 sqmm Lug available at secondary side.

Insulation class: - E (120°C max)

System voltage: - 720V maximum

Test voltage: - For Ring (Window) type CT : 3KV 50 Hz for 1 min

Operating frequency: - 50Hz / 60 Hz

Rated primary rating: - 50 A to 5000 A

Rated secondary output: - 5A standard (1A on request)

Rated burden: - 1, 1.25, 1.5, 2.5, 3.75, 5, 7.5, 10, 12.5, 15 VA

Class of accuracy: - 0.2 for laboratory and power measurement
0.5, 0.5S for accurate measuring, kWh
1 for general measurement
3 for indicating instruments

Ambient temperature: - -25°C to +40°C

Storage temperature: - -50°C...+80°C

Thermal short circuit current (I_{th}): - 60xI_n for Bus Bar type CT.

Dynamic short circuit current (I_{dyn}): - 2.5xI_{th}

Instrument security factor (FS): - 2.5, 5, 10

Features

Wide range of system current Ratings.

Various mounting options like Bus bar mounting, Wall mounting.

APPLICATIONS

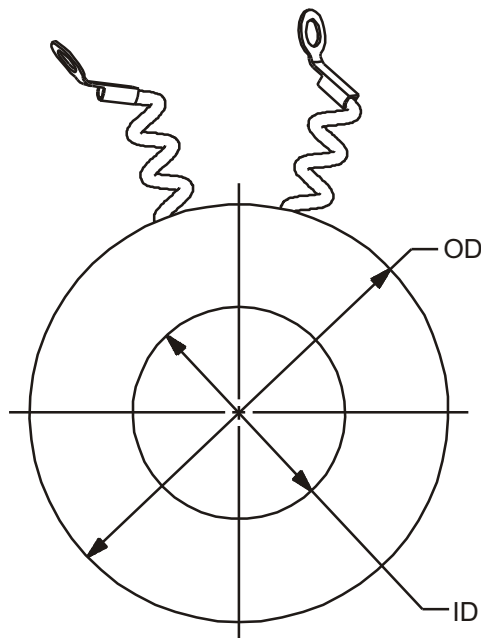
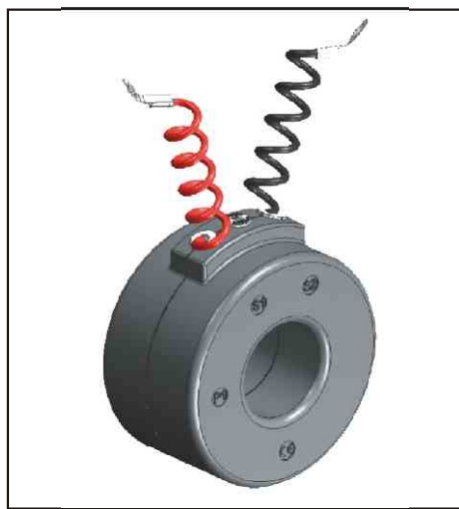
- Switchgear
- Distribution system
- Generator sets
- Control panels
- Overload protection
- Control devices



LOW VOLTAGE CURRENT TRANSFORMER

RISH TW - E

RISH TW - E



LV METERING CTs

Primary Current	VA/Acc Class	OD/ID (Axial)	RISH CT Type
50A	5VA / Class 5	73 / 30 (50)	RISH TW-E 73/30 (50)
60A	5VA / Class 5	73 / 30 (50)	RISH TW-E 73/30 (50)
75A	5VA / Class 5	73 / 30 (50)	RISH TW-E 73/30 (50)
100A	5VA / Class 1	73 / 30 (50)	RISH TW-E 73/30 (50)
100A	10VA / Class 1	80 / 30 (100)	RISH TW-E 80/30 (100)
100A	15VA / Class 1	80 / 30 (100)	RISH TW-E 80/30 (100)
150A	5VA / Class 1	73 / 30 (50)	RISH TW-E 73/30 (50)
150A	15VA / Class 1	80 / 30 (100)	RISH TW-E 80/30 (100)
200A	5VA / Class 1	73 / 30 (50)	RISH TW-E 73/30 (50)
200A	15VA / Class 1	73 / 30 (50)	RISH TW-E 73/30 (50)
200A	5VA / Class 1	92 / 43 (41)	RISH TW-E 92/43 (41)
200A	10VA / Class 1	92 / 43 (41)	RISH TW-E 92/43 (41)
200A	15VA / Class 1	92 / 43 (41)	RISH TW-E 92/43 (41)
200A	5VA / Class 1	95 / 50 (40)	RISH TW-E 95/50 (40)
200A	10VA / Class 1	95 / 50 (40)	RISH TW-E 95/50 (40)
200A	15VA / Class 1	95 / 50 (40)	RISH TW-E 95/50 (40)



LOW VOLTAGE CURRENT TRANSFORMER

RISH TW - E

Primary Current	VA/Acc Class	OD/ID (Axial)	RISH CT Type
250A	5VA / Class 1	92 / 43 (41)	RISH TW-E 92/43 (41)
250A	10VA / Class 1	92 / 43 (41)	RISH TW-E 92/43 (41)
250A	15VA / Class 1	92 / 43 (41)	RISH TW-E 92/43 (41)
250A	5VA / Class 1	95 / 50 (40)	RISH TW-E 95/50 (40)
250A	10VA / Class 1	95 / 50 (40)	RISH TW-E 95/50 (40)
250A	15VA / Class 1	95 / 50 (40)	RISH TW-E 95/50 (40)
300A	5VA / Class 1	92 / 43 (41)	RISH TW-E 92/43 (41)
300A	10VA / Class 1	92 / 43 (41)	RISH TW-E 92/43 (41)
300A	15VA / Class 1	92 / 43 (41)	RISH TW-E 92/43 (41)
300A	5VA / Class 1	95 / 50 (40)	RISH TW-E 95/50 (40)
300A	10VA / Class 1	95 / 50 (40)	RISH TW-E 95/50 (40)
300A	15VA / Class 1	95 / 50 (40)	RISH TW-E 95/50 (40)
400A	5VA / Class 1	92 / 43 (41)	RISH TW-E 92/43 (41)
400A	15VA / Class 1	92 / 43 (41)	RISH TW-E 92/43 (41)
400A	5VA / Class 1	100 / 58 (41)	RISH TW-E 100/58 (41)
400A	15VA / Class 1	100 / 58 (41)	RISH TW-E 100/58 (41)
500A	5VA / Class 1	100 / 58 (41)	RISH TW-E 100/58 (41)
500A	15VA / Class 1	100 / 58 (41)	RISH TW-E 100/58 (41)
600A	5VA / Class 1	100 / 58 (41)	RISH TW-E 100/58 (41)
600A	15VA / Class 1	100 / 58 (41)	RISH TW-E 100/58 (41)
800A	5VA / Class 1	110 / 72 (41)	RISH TW-E 110/72 (41)
800A	15VA / Class 1	110 / 72 (41)	RISH TW-E 110/72 (41)
800A	5VA / Class 1	135 / 85 (30)	RISH TW-E 135/85 (30)
800A	15VA / Class 1	135 / 85 (30)	RISH TW-E 135/85 (30)
1000A	5VA / Class 1	110 / 72 (41)	RISH TW-E 110/72 (41)
1000A	15VA / Class 1	110 / 72 (41)	RISH TW-E 110/72 (41)
1000A	5VA / Class 1	135 / 85 (30)	RISH TW-E 135/85 (30)
1000A	15VA / Class 1	135 / 85 (30)	RISH TW-E 135/85 (30)
1200A	15VA / Class 1	135 / 85 (30)	RISH TW-E 135/85 (30)
1200A	15VA / Class 1	159 / 113 (40)	RISH TW-E 159/113 (40)
1500A	15VA / Class 1	159 / 113 (40)	RISH TW-E 159/113 (40)
1600A	15VA / Class 1	159 / 113 (40)	RISH TW-E 159/113 (40)
2000A	15VA / Class 1	159 / 113 (40)	RISH TW-E 159/113 (40)
2400A	15VA / Class 1	165 / 130 (30)	RISH TW-E 165/130 (30)
2500A	15VA / Class 1	165 / 130 (30)	RISH TW-E 165/130 (30)
3000A	15VA / Class 1	165 / 130 (30)	RISH TW-E 165/130 (30)
3200A	15VA / Class 1	190 / 150 (40)	RISH TW-E 190/150 (40)
4000A	15VA / Class 1	235 / 200 (35)	RISH TW-E 235/200 (35)
5000A	15VA / Class 1	235 / 200 (35)	RISH TW-E 235/200 (35)



LOW VOLTAGE CURRENT TRANSFORMER

RISH TW - E



MOUNTING CLAMP (OPTIONAL)

Mounting Clamp as shown in figure is provided as an optional spare

