

# PD8 CONVERTER OF RS-485/ETHERNET INTERFACES



## FEATURES:

UDP protocol

RealPort service

TCP socket



- Enables the access to devices with RS-485 interfaces for master devices and SCADA applications through the Ethernet network (independently of the communication protocol)
- Different working modes:
  - TCP/IP socket,
  - RealPort network service (resources connected to the computer, visible through the virtual port COM in the master computer),
  - UDP serial bridge (enables the connection of many parts of the MODBUS network in one whole connected through the Ethernet network).

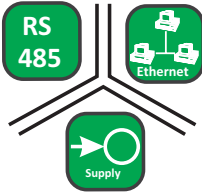
## INPUTS:

RS 485

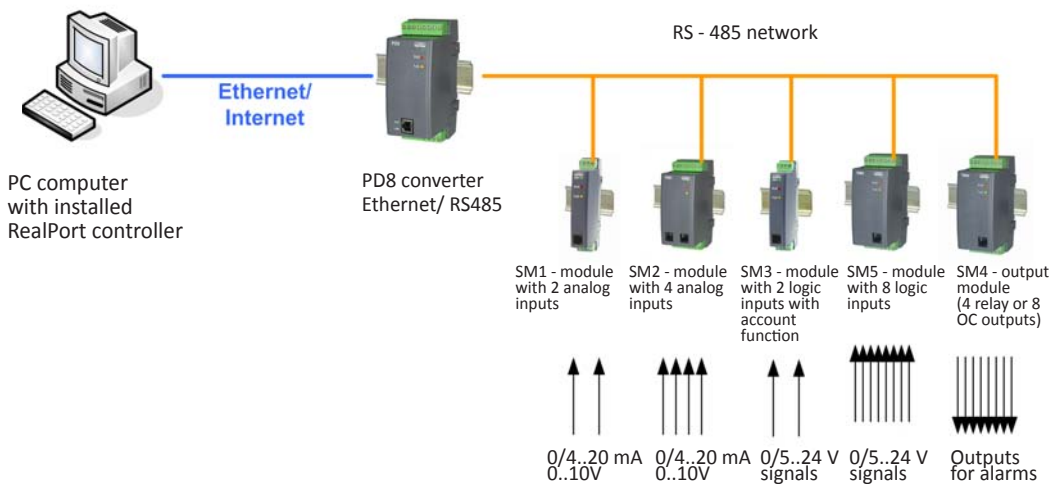
## OUTPUTS:



GALVANIC ISOLATION:



## EXAMPLE OF APPLICATION



## DIGITAL INTERFACES

Interface type	Properties	
RS-485	Baud rate	9, 10, 11, 12 [bit]
	Baud rate of the RS-485 port	300, 600, 1200, 2400, 4800, 9600, 19200, 38400, 56000 bit/s
	Maximum response time for the query frame	1000 ms
	Transmission range	up to 1200 m at 9600 bit/s
Ethernet	Type of interface	10/100Base-T
	Transmission protocol	Digi RealPort®, TCP/IP, HTTP, ICMP, DHCP, ARP
	Baud rate	10, 100 Mbit/s
	Maximum length of wire	up to 100 m

## EXTERNAL FEATURES

Status and data flow indicators	5 diodes (supply, RxD, TxD, ACT, LNK)	
Overall dimensions	45 x 120 x 100 mm	
Weight	0.2 kg	with packing
Protection grade	housing: IP30	from terminal side: IP20
Fixing	on a rail	

## Contact Details:

Rishabh Instruments Pvt Ltd  
F-31, MIDC, Satpur  
Nashik-422007  
INDIA

Phone: +91 253 2202028

exp.marketing@rishabh.co.in  
marketing@rishabh.co.in

www.rishabh.co.in

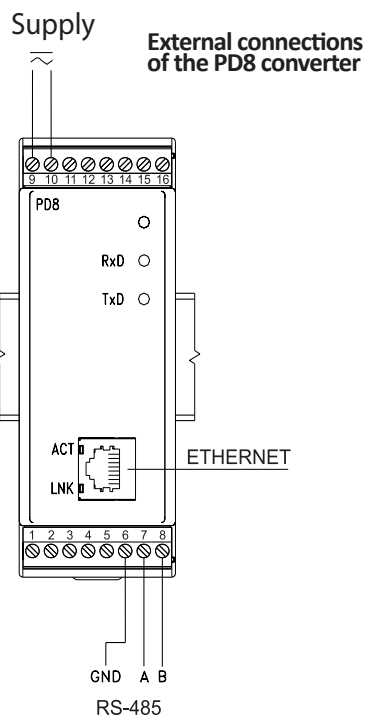
## RATED OPERATING CONDITIONS

Supply voltage	85..230..253 V a.c./d.c. or 20..24..50 V a.c./d.c.	Input power: ≤ 5VA Supply frequency: 40..50..440 Hz
Temperature	ambient: -20..23..45°C	Storage: -20..70 °C
Relative humidity	< 85%	
Operating position	any	
External magnetic field	400 A/m	
Admissible sinusoidal vibrations	frequency: 10..150 Hz	Shift amplitude: ≤ 0.15 mm
Time of readiness obtainment since the device connection	≥ 16 s	

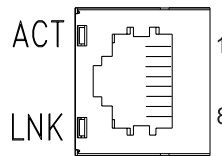
## SAFETY AND COMPATIBILITY REQUIREMENTS

Electromagnetic compatibility	noise immunity	acc.to EN 61000-6-2
	fastness against supply decays	acc.to EN 61000-6-2
	emission of radio electric perturbations	acc.to EN 61000-6-4
Pollution level	2	acc.to EN 61010-6-1
Installation category	III	
Max.phase-to-earth operating voltage	for supply circuit: 300 V, for other circuits: 50 V	
Altitude a.s.l.	< 2000 m	

## CONNECTION DIAGRAMS



### Frontal view of the Ethernet interface RJ-45 socket



### Description of RJ - 45 socket signals

No	Signal	Description
1	TX +	Transmission +
2	TX -	Transmission +
3	RX +	Reception +
4	EPWR +	(no used)
5	EPWR +	(no used)
6	RX -	Reception -
7	EPWR -	(no used)
8	EPWR -	(no used)

## ORDERING

Converter of RS-485/Ethernet interfaces PD8	X	XX	X
<b>Supply voltage:</b>			
85...230...253 V a.c./d.c.	1		
20...24...50 V a.c./d.c.	2		
<b>Version:</b>			
standard		00	
<b>Acceptance tests:</b>			
without additional quality inspection requirements			8
wit an extra quality inspection certificate			7
acc.to customer's requests *			X

\* after agreeing with the manufacturer

### Ordering example:

The code **PD8 - 1 00 7** means:

**PD8** - module of PD8 type

1 - supply voltage: 85...230...253 V a.c./d.c.

00 - standard version

7 - with an extra quality inspection certificate.

## SEE ALSO:



Input and output modules



SM7 - radio transmission module



MR03 - high power radio transmission module



RISHABH-Proces software

### our offer



[www.rishabh.co.in](http://www.rishabh.co.in)

For more information about RISHABH products please visit our website: [www.rishabh.co.in](http://www.rishabh.co.in)

### Contact Details:

Rishabh Instruments Pvt Ltd  
F-31, MIDC, Satpur  
Nashik-422007  
INDIA

Phone: +91 253 2202028

exp.marketing@rishabh.co.in  
marketing@rishabh.co.in

[www.rishabh.co.in](http://www.rishabh.co.in)