


RISH FLEX 28024A



Input: 115 - 230 Vac
Output: 24 Vdc 60 °C
Efficiency up to 91%
Strong overload without switch-off, up to 50%
Flexible Power continuity : from 240 to 336 W
“Power Good” Relay
Three mode of output protections:

- 1) Hiccup mode
- 2) Continuous Out Mode
- 3) Manual Reset

DIN Rail Mountable
Extremely small size
3 Year warranty

Input Data

Nominal Input Voltage (2 x Vac)	115 – 230 Vac
Manual select Input from 115 to 230	
Input Voltage range (Vac)	90 – 135 (115) 170 – 280 (230)
Inrush Current (Vn and In Load) I ² t	≤ 16 A ≤ 5 msec.
Frequency	47 – 63 Hz ±6%
Input Current (115 – 230 Vac)	4.6 – 2.2 A
Internal Fuse	T 6.3 A
External Fuse (recommended)	16 A (MCB curve B)

Output Data

Output Voltage (Vn) Factory Setting ±3%	24 Vdc
Adjustment range (Vadj)	22 – 27 Vdc
Start up with Strong Load (capacitive load)	≤50,000µF
Turn-On delay after applying mains voltage	1 sec. (max)
Rated Current at 24 V 40°C (In)	14 A (permanent)
Rated Current at 24 V 50°C (In)	12 A (permanent)
Rated Current at 24 V 60°C (In)	10 A (permanent)
Power Boost Current at 24 Vdc 60°C(In)	14 A ≤ 3 min.
Current max. Overload ≅ 4Vdc (permanent)	I_{max}=I_{n60} °C x (1.8 - 2.2)
Current Short Circuit I _{cc}	
Max 2 sec.: Hiccup mode	30 A
Permanent : Continuous Mode	
Hold-up Time (min. Vac)	Typ. 20 msec
Residual Ripple	≤ 80 mV_{pp}
Efficiency	≥ 91 %
Over temperature Protection	Yes. Shut-down output and automatic restart.
Short-circuit protection	1° Hiccup Mode 2° Continuous mode 3° Restart After Main
Dissipation power load max (W)	28
Over Load protection	Yes
Over Voltage Output protection	Yes (typ. 35 Vdc)
Parallel connection	Yes. “Easy Parallel”
Power Good Contact rating (EN60947.4.1): Max. DC1: 30 Vdc 1 A; AC1: 60 Vac 1A Min. 1mA at 5 Vdc	Resistive load Min permissive load

Climatic Data

Ambient Temperature operation	-25°C up to +70 °C (>60°C Derating 2.5% °C)
Ambient Temperature Storage	-40°C up to +85 °C
Humidity at 25 °C, no condensation	95 % to 25 °C

General Data

Isolation Voltage (In / Out)	3000 Vac
Isolation Voltage (In / PE)	1605 Vac
Isolation Voltage (Out / PE)	500 Vac
Protection Class (EN/IEC 60529)	IP 20
Reliability: MTBF IEC 61709	> 5,00,000 h
Pollution Degree Environment	2
Connection Terminal Blocks Screw Type	2.5 mm² (24 – 14 AWG)
Protection class	I with PE connected
Dimension (w-h-d)	72x115x135 mm
Weight	0.72 kg approx.

Norms and certifications

The CE mark in According to EMC 2004/108/EC and Low voltage directive 2006/95/EC.

Electrical Safety

According to IEC/EN 60950 (VDE 0805) e EN 50178 (VDE 0160) for assembling device. The unit must be installed according to IEC/EN 60950. Input / Output separation: SELV EN60950-1 and PELV EN 60204-1. Double or reinforced insulation.

EMC Immunity

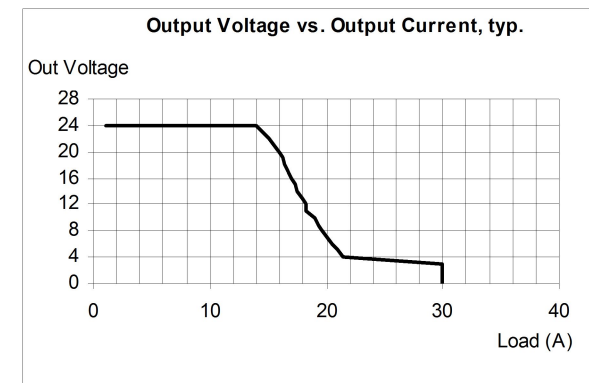
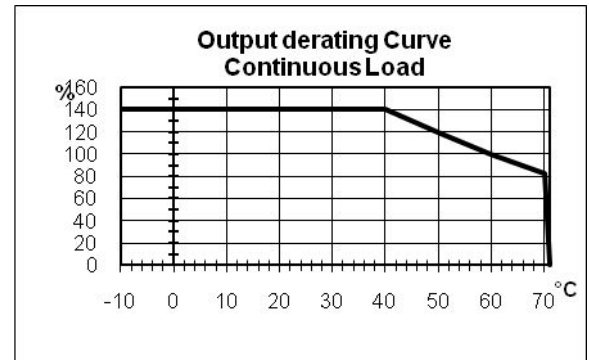
EN 61000-4-2, EN 61000-4-3, EN 61000-4-4, EN 61000-4-5, EN 61000-4-6, EN61000-6-2

EMC Emission:

EN61000-6-4

Standards Conformity

EN 60204-1 Safety of Electrical Equipment Machines



All specifications are subject to change without notice



Measure



Control



Record



Analyze



Optimize