


RISH FLEX 9024A



Input: single-phase: 115 - 230 Vac
 Output: 24 Vdc 60 °C
 Efficiency up to 91%
 Strong overload without switch-off, up to 50%
 Flexible Power continuity: from 95 to 120 W
 "Power Good" Relay
 Three mode of output protections:
 1) Manual Reset
 2) Hiccup Mode
 3) Continuous Out Mode
 DIN Rail Mountable
 Extremely small size
 3 Year warranty

Input Data

Nominal Input Voltage (2 x Vac)	115 – 230 Vac
Manual select Input from 115 to 230	
Input Voltage range (Vac)	90 – 135 (115) 170 – 280 (230)
Inrush Current (Vn and In Load) ¹ t	≤ 11 A ≤ 5 msec.
Frequency	47 – 63 Hz ±6%
Input Current (115 – 230 Vac)	2.8 – 0.9 A
Internal Fuse	T 4 A
External Fuse (recommended)	10 A (MCB curve B)

Output Data

Output Voltage (Vn) Factory Setting ±3%	24 Vdc
Adjustment range (Vadj)	22 – 27 Vdc
Start up with Strong Load (capacitive load)	≤ 50,000µF
Turn-On delay after applying mains voltage	1 sec. (max)
Continuous Current at 24 V < 40°C (In)	5 A (permanent)
Continuous Current at 24 V < 50°C (In)	4.5 A (permanent)
Continuous Current at 24 V < 60°C (In)	4 A (permanent)
Power Boost Current at 24 Vdc 60°C(In)	5 A ≤ 3 min.
Current max. Overload ≅ 4Vdc (permanent)	I _{max} =I _n 60°Cx(1.8 - 2.2)
Current Short Circuit I _{cc}	
Max 2 sec.: Hiccup mode	12 A
Permanent : Continuous Mode	
Hold-up Time (min. Vac)	Typ. 20 msec
Residual Ripple	≤ 80 mV _{pp}
Efficiency	≥ 91 %
Over temperature Protection	Yes. Shut-down output and automatic restart.
Short-circuit protection	1° Manual Reset 2° Hiccup Mode 3° Continuous Out Mode
Dissipation power load max (W)	11
Over Load protection	Yes
Over Voltage Output protection	Yes (typ. 35 Vdc)
Parallel connection	Yes
Power Good Contact rating (EN60947.4.1): Max. DC1: 30 Vdc 1 A; AC1: 60 Vac 1A Min. 1mA at 5 Vdc	Resistive load Min permissible load

Climatic Data

Ambient Temperature operation	-25°C up to +70 °C (>60°C Derating 2.5% °C)
Ambient Temperature Storage	-40°C up to +85 °C
Humidity at 25 °C, no condensation	95 % to 25 °C

General Data

Isolation Voltage (In / Out)	3000 Vac
Isolation Voltage (In / PE)	1605 Vac
Isolation Voltage (Out / PE)	500 Vac
Protection Class (EN/IEC 60529)	IP 20
Reliability: MTBF IEC 61709	> 5,00,000 h
Pollution Degree Environment	2
Connection Terminal Blocks Screw Type	2.5 mm ² (24 – 14 AWG)
Protection class	I with PE connected
Dimension (w-h-d)	55x110x105 mm
Weight	0.50 kg approx.

Norms and certifications

The CE mark in According to EMC 2004/108/EC and Low voltage directive 2006/95/EC.

Electrical Safety

According to IEC/EN 60950 (VDE 0805) e EN 50178 (VDE 0160) for assembling device. The unit must be installed according to IEC/EN 60950. Input / Output separation: SELV EN60950-1 and PELV EN 60204-1. Double or reinforced insulation.

EMC Immunity

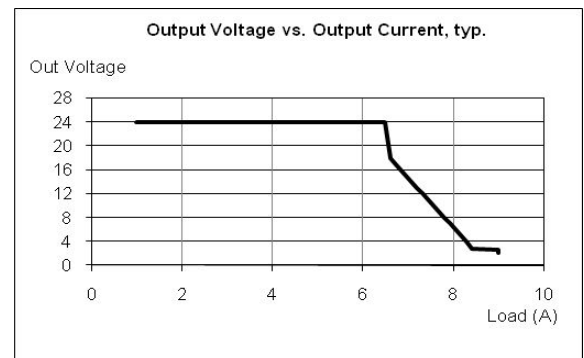
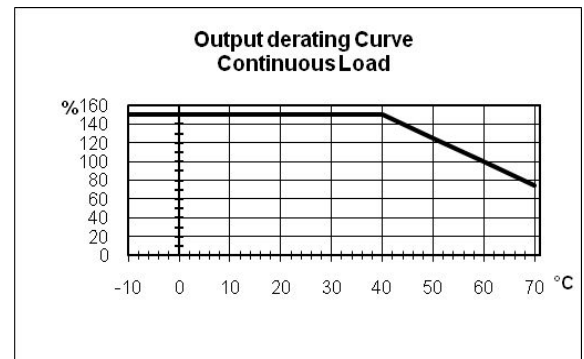
EN 61000-4-2, EN 61000-4-3, EN 61000-4-4, EN 61000-4-5, EN 61000-4-6, EN61000-6-2

EMC Emission:

EN61000-6-4, EN61000-3-2

Standards Conformity

EN 60204-1 Safety of Electrical Equipment Machines



All specifications are subject to change without notice



Measure



Control



Record



Analyze



Optimize